

This section challenges you to find out more about the Bats in Churches project, the wonderful world of bats, and the history and treasures inside your local church. You can find out more about Bats in Churches at batsinchurches.org.uk and check our churches map to see if your local church is involved with the Bats in Churches project.

WATCH OUR SHORT VIDEO ABOUT BATS IN CHURCHES

Find it at batsinchurches.org.uk click on The Bats In Churches Project

SEE HOW MUCH YOU KNOW ABOUT BATS IN CHURCHES

Try to describe the project to another person. This can be someone in your group, a friend or member of your family.

Fill in our **Bats in Churches** worksheet to see how much you can remember.

UNDERSTAND THE PEOPLE WHO HELP BATS AND CHURCHES

Read the **Church User Cards** to help you think about bats in churches from different viewpoints.

What is it like to be a bat in a church, or a church warden looking after the church with bats?

What about a visitor or a member of the congregation?

DISCOVER THE WONDERFUL WORLD OF BATS

Check out the Bat Conservation Trust website bats.org.uk for lots of fun facts about our only flying mammal. Read our **Wonderful World of Bats** fact sheet and then play our **True or False Bat Quiz**.

DISCOVER ENGLAND'S AMAZING CHURCHES

There are 16,000 Church of England parish churches.

You can find them by looking on A Church Near You website achurchnearyou.com

Over 350 churches are managed by the Churches Conservation Trust visitchurches.org.uk

Fill in the **Amazing Churches** worksheet to see how much you know about churches.



Made possible with

Heritage
Fund

My Name:

Bats in Churches Worksheet

Where is your nearest Bats in Churches project church?

Use the word clues in the box at the bottom of the page to fill in the blanks. TIP: If you get stuck just move on to the next blank and then see what words you haven't used at the end!

Bats and churches are wonderful examples of cultural and natural _____, but they can sometime come into _____. Churches are important _____ sites for bats and have provided a safe _____ from _____ loss for many years.

Bats eat a huge number of _____ and this means they produce a lot of _____ and _____. These can cause _____ to church statues, wall paintings, textiles and other historic objects.

Lots of droppings and urine also need to be _____ up which puts a lot of pressure on _____ and others who look after the church. Large bat roosts can be _____ which puts people off coming to church.

The Bats in Churches project is a unique _____ between the _____ of England, Natural _____, Churches _____ Trust, Bat Conservation _____ and Historic England.

Funded by a grant from the National Lottery _____ the project is working with churches across England to find ways to _____ them live with their _____.

insects

Church

heritage

Conservation

habitat

church
wardens

conflict

smelly

partnership

haven

droppings

help

damage

cleaned

Heritage Fund

urine

Trust

roosting

England

bats



Made possible with

Heritage
Fund



My Name:

Amazing Churches Worksheet

What is the name of your local church?

Use the word clues in the box at the bottom of the page to fill in the blanks. TIP: If you get stuck just move on to the next blank and then see what words you haven't used at the end!

As well as being _____ parish churches are special buildings that tell the story of the Christian faith and of the people who lived nearby. Some parish churches are _____ of years old.

Many churches have _____ where people are buried. These are often rich in _____ and the insects that feed on them. The insects provide a rich _____ source for _____ and other creatures such as bats.

Inside you will find the main part of the church where the _____ sits. This is called the _____. At one end there is usually a _____ which houses the holy table or _____. Some churches also have stalls in the chancel for the _____.

Some, but not all, churches have a _____ with bells for ringing before service and at other times, and nearly all churches have a _____, a basin where babies are baptised, usually near the main entrance door.

Other things you might find in a church are _____, the long benches, sometimes with beautiful carvings, where the congregation sits and small embroidered cushions called _____ for praying.

Many churches also have special stands called _____ for holding the Christian holy book, the _____. Finally, you may also see a raised platform where the priest stands to give the sermon. This is called a _____.

birds

food

wildflowers

nave

churchyards

thousands

congregation

places of
worship

altar

kneelers

chancel

font

choir

tower

pews

lecterns

Bible

pulpit



Made possible with

Heritage
Fund

True or False Bat Quiz

After you have read the Wonderful World of Bats factsheet, stand in a space so you can spread your arms out. Someone else reads out the 20 statements about bats and you need to decide whether they are true or false. If you think they are true you can flap your hands like a bat. If you think they are false you must stand completely still.

1. Bats fly with their hands
2. Bats are birds with fur
3. Bats are blind
4. Most bats suck blood
5. 17 bat species breed in the UK
6. Bats lay eggs
7. A pipistrelle bat can eat 3,000 midges in one night
8. Bats are flying mice
9. Bats can live for 30 years
10. A new born pipistrelle bat is the size of a baked bean
11. Bats can get tangled in your hair
12. Bats hibernate in winter
13. Vampire bats live in Britain
14. All British bats eat insects
15. The smallest British bat weighs the same as a 20p coin
16. Bats use sound to find their way around in the dark
17. Mother bats feed their babies with blood
18. Bats sometimes roost in churches
19. Baby bats are called pups
20. Bats are specially protected by law



Answers

1 T; 2 F; 3 F; 4 F; 5 T; 6 F; 7 T; 8 F; 9 T; 10 T; 11 F; 12 T; 13 F; 14 T; 15 T; 16 T; 17 F; 18 T; 19 T; 20 T

THE WONDERFUL WORLD OF BATS

Finding Their Way in the Dark

British bats are **NOCTURNAL**, which means they come out at night to catch their insect prey. Bats have good eyesight but they have another sense that helps them find tiny insects flying in pitch black. Bats produce very high pitched squeaks, so high pitched that we cannot hear them. The sound echoes off objects like trees, buildings, other bats and insects. The bat is able to pick up the echoes and build up a sound picture of where it is. Called **ECHOLLOCATION**, this helps the bat build up a very detailed picture of its environment, which means it will never get tangled in your hair!

Protection for Bats

Because of pollution and use of pesticides, which kill the insects that bats eat, bat numbers have fallen dramatically in the last 60 years. This means that bats are legally **PROTECTED**. It is a crime to harm a bat or disturb a bat roost. Bats like to roost in trees and old buildings like barns, as well as churches. As trees have been chopped down and barns converted to houses, **CHURCHES** have become important places for bats to find shelter.



What Type of Animal is a Bat?

Bats are **MAMMALS** which means they have fur, are warm blooded, give birth to live young and feed their babies on milk, just like humans. Bats are the only mammals that can truly fly. Their wings have evolved from their **HANDS** so bats actually fly with their hands! Female bats give birth in June and July. Baby bats are called **PUPS** and are the size of a baked bean when born. In the winter, when there are few insects for them to eat, bats **HIBERNATE**. This means that their body temperature drops very low, and their heartbeat and breathing slows to just a few beats and breaths a minute.

British Bats

17 species of bats breed in Britain. All British bats eat **INSECTS** and are so small they can fit into the palm of your hand. Our smallest bat, the pipistrelle, weighs the same as a 20p coin. Although small, pipistrelle bats have **BIG** appetites. One pipistrelle can eat 3,000 midges in one night!

Bat Myths

Bats are very misunderstood creatures and there are lots of **MYTHS** about them. For example bats that feed on **BLOOD**, vampire bats, only live in South America. Other bats, such as our British bats, eat insects or spiders. In tropical countries they eat fruit and drink nectar. A few species of bat eat fish and frogs. Bats are not birds and do not lay eggs. Unlike mice and rats, bats' teeth do not grow all the time and they usually only have one baby a year. Mice only live for a few years but bats live a very long time for their size. Some bats can live for **30** years!



Made possible with

Heritage
Fund

CHURCH WARDEN


My job is to look after the church and make it a safe and welcoming place.

I spend most of my time cleaning up after the bats. This is hard work and not very pleasant. It puts people off coming to the church.

Because the bat poo and urine damage things, I have to cover up our precious objects and then visitors can't see them.

I like bats but they are a nuisance inside the church.

It doesn't seem fair that bats have more legal protection than people who use this church. I love my church and it would make me very sad if it had to close because of the bats.



BAT

I really like living here. This place is just like the old tree where my mum used to roost, until humans chopped it down to make way for a road.

I was born here and live with my mum and her sisters up in the roof. It is nice and warm.

All my friends are here and we have a great time swooping about.

There are lots of tasty midges and insects to eat outside which means I never go hungry.

I love living here and it would make me very sad if I was forced to leave. In fact, I would probably die and so would most of my batty friends.

BAT AND WILDLIFE LOVER

People are responsible for destroying bats' natural habitats, such as old trees, so they need to use our buildings, including churches. Like us, bats need somewhere safe to live.

Churchyards are great for bats and other wildlife. The bats tells us that there are lots of insects here, which also provide food for other animals like birds.

Bats are legally protected, and many bat species are endangered. It is a criminal offence to disturb a bat roost or harm a bat.

I wonder if there is some way to help the church with its bats? Perhaps I can put up some bat boxes, or run a bat walk?

I really like using my bat detector and watching bats flitting about catching midges and other insects. It would make me very sad if the bats were not here.



MEMBER OF THE CONGREGATION

Churches are places of worship not bat houses.

The bats in this church make such a mess and they are very smelly; they put me off coming to services.

I can't see why stopping the bats from using the church would be such a problem. There are lots of other places for them to live.

The bat poo and urine has damaged some lovely old brasses and wall paintings.

Some people no longer want to visit or get married in the church because of the bats.

I really like coming to church and it would make me very sad if the church had to close because of the bats.



CHURCH VISITOR



I really like visiting old churches and finding out about their history and heritage.

Churches are so peaceful. I'm not religious but I just like to sit and soak up the stillness.

Lots of churches have bats and I don't really mind them. I know that lots of people find bats really interesting.

I'd like to know more about the bats in this church. I wonder what species are here?
It's a shame there's bat poo on some of the pews. It must take a lot of effort to clean.

It would make me sad if I couldn't visit old churches because of the bats.

VICAR



I love my job looking after people's spiritual and material needs.

I enjoy holding the Sunday service here in this beautiful old church and meeting members of the congregation.

Lots of churches in this parish have bats and I know quite a lot of the congregation don't like the mess they leave behind. The smell can get very bad.

I worry about the volunteer church wardens leaving because of the bats.
Who would replace them?

I would be very upset if the church had to close because of the bats.

Bats are God's creatures too and they do need somewhere to live. I just wish it wasn't in this church!



Made possible with

Heritage
Fund

The challenges in this section are designed to get you out exploring. Think about what you might need and how you will stay safe. For example, if you are going on a bat walk you will need to wear warm clothes and take a torch.

VISIT YOUR LOCAL CHURCH

Check the church is open before you visit. Find out as much as you can about it. When was it built? Does it house any special treasures? Does it have a churchyard?

Use our **Church Spotter's Guide** to see what you can find inside your church.

Write about your visit using the **My Church Visit** worksheet.

VISIT A NEW CHURCH

Go to a church you've never visited before and see how different it is to your local church!

Use our **Church Spotter's Guide** to see what you can find inside your church.

Write about your visit using the **My Church Visit** worksheet.

BECOME A CHURCH BAT SPOTTER

Use our **Bat Spotter's Guide** to look for signs of bats in a church. This can be your local church or another. It doesn't matter if you don't find any signs of bats!

GO ON A BAT WALK

Go on an organised bat walk and find out how to use a bat detector. One of the easiest ways of doing this is to look on the Bat Conservation Trust website at bats.org.uk for bat walks in your local area.

Go on your own bat spotting walk. Any green space, such as a churchyard, park or a garden, can have bats flying around between spring and autumn. Warm, dry evenings are the best for spotting bats.

Write about your bat walk by filling in the **My Bat Walk** worksheet.



Made possible with

Heritage
Fund

My Name:

My Church Visit

Date of visit:

Name of church visited

.....

How old is the church?

Did you sign the visitors' book? YES/NO/NO BOOK

TICK THE BOX IF YOU SAW ANY OF THESE IN THE CHURCH.
YOU CAN USE THE CHURCH SPOTTER'S GUIDE TO HELP

- | | | | |
|---------|--------------------------|---------------|--------------------------|
| Altar | <input type="checkbox"/> | Brasses | <input type="checkbox"/> |
| Pews | <input type="checkbox"/> | Tomb/memorial | <input type="checkbox"/> |
| Font | <input type="checkbox"/> | Stained glass | <input type="checkbox"/> |
| Lectern | <input type="checkbox"/> | Stone carving | <input type="checkbox"/> |
| Pulpit | <input type="checkbox"/> | Wood carving | <input type="checkbox"/> |

TAKE A FEW MOMENTS TO SIT QUIETLY IN THE CHURCH.
WRITE DOWN SOME WORDS TO DESCRIBE HOW IT
MAKES YOU FEEL

WRITE DOWN SOME INTERESTING THINGS YOU HAVE FOUND OUT
ABOUT THIS CHURCH

DRAW YOUR FAVOURITE PART OF THE CHURCH



Made possible with

Heritage
Fund

My Name:

My Bat Walk

Date of walk

Where did you walk?

Start time End time.....

Who did you go with?

HOW MANY BATS DID YOU SEE ON YOUR WALK?

- | | |
|-------------------------------|-----------------------------------------|
| None <input type="checkbox"/> | More than 10 <input type="checkbox"/> |
| One <input type="checkbox"/> | More than 100 <input type="checkbox"/> |
| 1-10 <input type="checkbox"/> | Couldn't count <input type="checkbox"/> |

DO YOU KNOW WHAT SPECIES OF BAT YOU SAW?

- Yes Write the name of the species if you know it
- No

WRITE ABOUT OR DRAW THREE OTHER THINGS YOU SAW ON YOUR WALK

.....

.....

.....

WHAT WAS THE WEATHER LIKE? THE WEATHER MAY AFFECT HOW MANY BATS YOU SEE

- | | |
|-------------------------------|-------------------------------------|
| Cold <input type="checkbox"/> | Clear <input type="checkbox"/> |
| Cool <input type="checkbox"/> | Cloudy <input type="checkbox"/> |
| Warm <input type="checkbox"/> | Mist/Fog <input type="checkbox"/> |
| Hot <input type="checkbox"/> | Light Rain <input type="checkbox"/> |
| Dry <input type="checkbox"/> | Heavy Rain <input type="checkbox"/> |

DRAW A MAP OF YOUR WALK, OR DRAW YOUR FAVOURITE PLACE ON YOUR WALK

.....

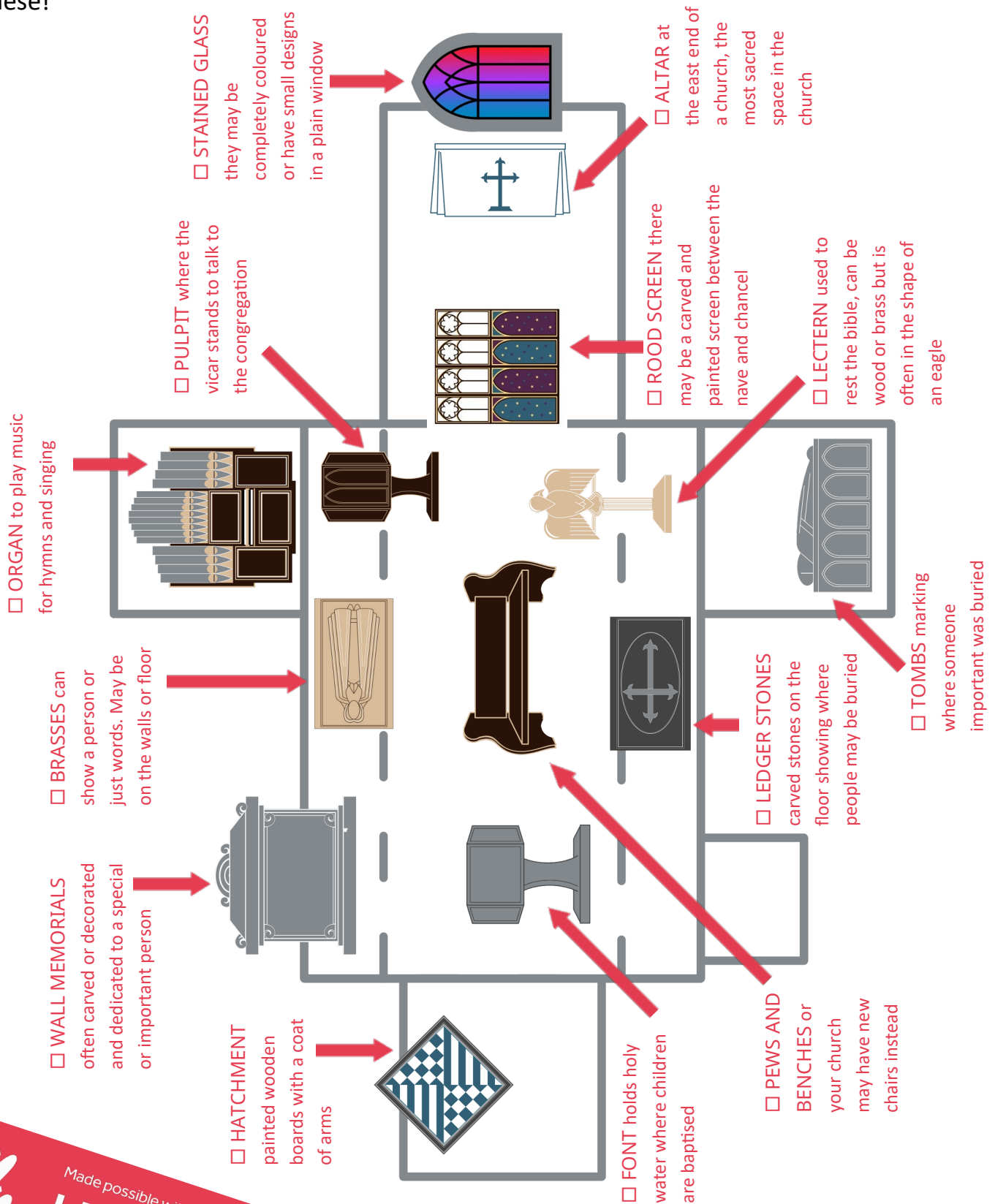
.....

.....

My Name:

Church Spotter's Guide - Inside

There are lots of things to find inside a church, your church may have some, none or all of these!



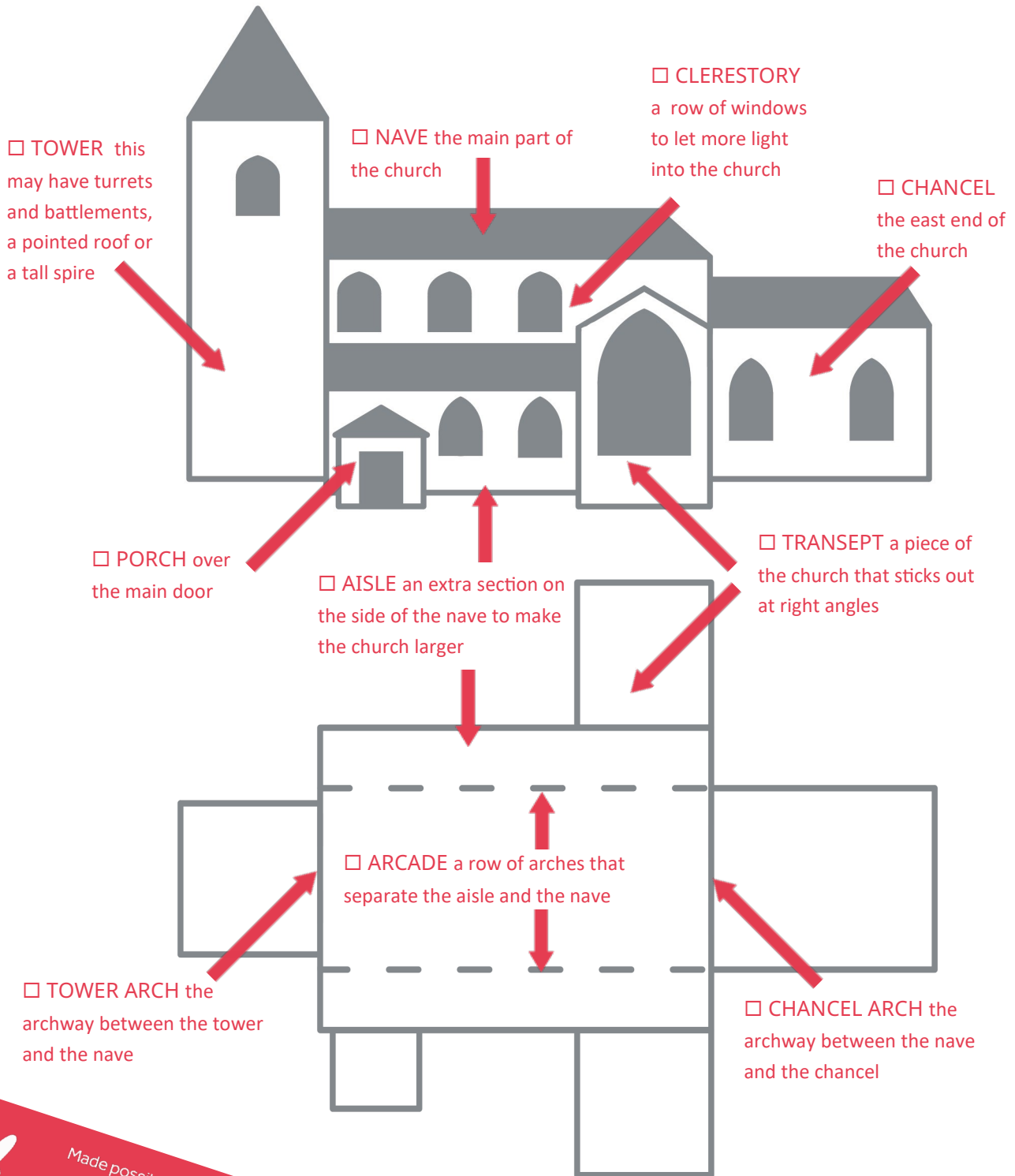
My Name:

Church Spotter's Guide

The Church Building

Churches are all different shapes and sizes. Your church may look like this one, or may be very different.

How many different parts of your church can you identify?



My Name:

Bat Spotter's Guide

There are four main signs that there are bats in your church– poo or droppings, wee or urine, feeding signs and actually seeing a bat!

WHERE TO LOOK

You can find signs of bats anywhere in a church. Bats often roost in places where the wooden roof meets the stone walls, like the chancel and tower arch. Looking under these is a good place to start.

Look for droppings in places that are out of the way or hard to clean, for example under pews, in corners or behind furniture. Make sure you do not move any items or furniture while you're looking.

Look for urine spots and splashes on flat, smooth surfaces especially stone and metal.

Remember to look up high! You will often see bat droppings on walls or caught in cobwebs.

Not everything you find will be caused by bats. Mouse droppings can look similar and water drops can look like urine as well.



BAT DROPPINGS

Small, dry and dark. About 6-15mm across. You can identify droppings by squishing them in a tissue or using gloves. Bat droppings will crumble apart, mouse droppings will squash into a ball.

BAT URINE

Look for splashes on clean, flat surfaces, or streaks on walls. Fresh urine may still be damp and slightly sticky. Urine will leave pale marks on stone or greenish spots on metal.



FEEDING SIGNS


Some bats perch in the same spot to feed. They eat the soft parts of moths and other insects and then drop the wings. Piles of moth or insect wings are a good sign of bats.

LIVE OR DEAD BAT

You may be lucky enough to actually spot a bat in your church.

You should never touch or disturb a bat, or shine a torch into a bat roost.

If the bat looks sick or injured, or is on the ground and in danger, you should call the **National Bat Helpline** on **0345 1300 228**



GET INVOLVED

BATS IN CHURCHES

GET INVOLVED

There are lots of ways to get more involved in protecting your local bats and your local church. Here are some suggestions you could try...

YOUR LOCAL BAT GROUP

Many areas will have a local Bat Group.

You can find your nearest group at bats.org.uk/support-bats/bat-groups

YOUR LOCAL CHURCH

Ask your local church if they need any help.

You may be able to get involved with an event, organise a litter pick or tidy the churchyard, or make a display or flower arrangement for the church.

TAKE PART IN THE NATIONAL BAT MONITORING PROGRAMME

Help record your local bats. The sunset survey is the easiest. Find out more at bats.org.uk/our-work/national-bat-monitoring-programme/surveys

THE CHURCHES CONSERVATION TRUST

The Churches Conservation Trust looks after historic churches. Find out more about how to get involved in their work at visitchurches.org.uk

BAT CONSERVATION TRUST

The Bat Conservation Trust works to protect bats in the UK. Find out more about how to get involved in their work at bats.org.uk




Made possible with

Heritage
Fund



PLAY & CREATE

In this section you'll find lots of fun things to make and games to play



INDOOR GAMES & ACTIVITIES

Make bat biscuits or bat poo crumbles

Make a bat mask

Design a stained glass window

Make a hunky punk

Make a poster about bats for your local church



OUTDOOR GAMES & ACTIVITIES

Play the bat and moth game

Meet a tree

Plant an acorn

Plant some insect-friendly plants

Make a bat box



Made possible with

Heritage
Fund

Hunky punks are funny or scary carved figures that are found on churches in the west of England, particularly Somerset. In other parts of the country hunky punks are called grotesques. You may see similar carvings called gargoyles that help drain water off the church roof, but hunky punks are just for decoration!



You can make your own hunky punk out of salt dough

INGREDIENTS

1 cup of plain flour

½ cup of salt

½ cup cold water

Extra flour for dusting

Blunt knife or spoon to help carve

Your imagination!

INSTRUCTIONS

Mix the salt and flour together in a bowl

Add the water slowly and mix with your fingers until you make a dough. You may not need all the water

Dust a work surface with flour and knead your dough until it becomes smooth and not sticky

Shape and carve your dough into your very own hunky punk. It can be a realistic person or animal, or you can imagine your own creature


Bake your salt dough hunky punk in an oven at 120C until it is hard, or let it dry in a warm place

When cool you can paint your hunky punk any colour you like!




Made possible with

Heritage
Fund



Bat Biscuits



225g /8oz self-raising flour

3 tbsp cocoa powder (or brown/black food colouring)

100g/4oz butter or vegan spread

100g/4oz caster sugar

5tsp milk or vegan alternative

Sieve the flour and cocoa into a bowl

Rub the butter into the flour until it looks like breadcrumbs

Stir in the sugar

Add the milk and mix to a firm dough. You may need to add more milk or flour to get the right consistency

Roll the dough on a floured surface

Use a bat-shaped cutter or print out and cut around the template to make your bat biscuits

Place on a greased tray and bake at 180C for 8-10 minutes.

Cool and decorate your biscuits!

100g/4oz butter or vegan spread

100g/4oz chocolate

2tbsp golden syrup

Crushed biscuits, mixed nuts, peanuts, glace cherries, desiccated coconut, puffed rice cereal, mini marshmallows, or any other treats you like!

Melt the butter, syrup and chocolate over hot water, or very carefully in short bursts in the microwave

Stir your other ingredients together and pour over the melted chocolate mixture. Use just enough of the chocolate mixture to hold your ingredients together

Put rough spoonfuls of your mix onto greased baking paper on a plate or tray

Chill in the fridge until set

Bat Poo Crumbles

The Bat & Moth Game



Bats use echolocation to find their food in the dark. They make loud, high-pitched calls that echo back when they hit a moth or another insect. They also use echolocation to find their way around and avoid bumping into trees!

You can play with one bat and one moth, or as many bats and moths as you like!

WHAT YOU NEED

Blindfold(s). You can use a sleep mask or a scarf

A safe area to run around in with nothing to trip over

HOW TO PLAY

Find a safe, open space, and get everyone to stand in a circle.

Choose one child to be the bat and one or more children to be moths

Have the bat and moths stand inside the circle. The children still in the circle are woodland trees

Blindfold the bat

The bat shouts the word "bat" as many times as they like

Every time the bat shouts "bat" the moths must shout "moth"

The bat has to listen for the sound of the moths and get close enough to tag them. The moths can move around inside the circle to avoid being caught

Once a moth is tagged they have been eaten and are out of the game

To make the game harder pick several moths and several bats

To make the game even harder everyone in the circle can shout "tree" when the bat shouts "bat"



Meet a Tree

WHAT YOU NEED

Blindfold(s). You can use a scarf or sleep mask

A safe area with trees

If you can't get to a safe area with trees, or want to stay indoors, you could play this game with leaves, twigs or any other natural objects



HOW TO PLAY

Split into pairs. One child puts on the blindfold

The other child chooses a tree and leads their partner to it, making sure they don't bump into anything or trip over

The blindfolded child meets the tree and gives it a hug. Let them feel how rough the bark is, how big the tree is, is there moss or lichen growing on it, are there any leaves or branches, does the tree have a smell?


After a few minutes the other child leads their partner back to where they started from

The first child takes off their blindfold and tries to find the tree they met!

Swap over and play the game again so everyone can meet a tree

IF YOU CAN'T MEET A TREE YOU COULD COLLECT SEVERAL LEAVES, GIVE YOUR BLINDFOLDED PARTNER A LEAF TO MEET, AND THEN SEE IF THEY CAN RECOGNISE IT

What other natural items could
you try this with..?



Plant a Tree

Trees are great for all sorts of wildlife. They provide homes for insects, birds, and roosts for bats. Even dead trees are full of cracks and crevices for roosting bats, and for insects.

PLANT YOUR OWN OAK TREE

Look for an oak tree—you can identify an oak by its leaves

In the autumn, collect acorns from the ground beneath the oak tree. Do not pick acorns from the tree itself

Find a small flower pot or make some drainage holes in the bottom of a plastic tub. An empty yogurt pot is perfect


Fill the pot with peat-free compost or soil

Push the acorns into the soil until they're about 2cm below the surface and make sure they're covered in compost

Leave your pots outside, even on a balcony or window sill. Keep the soil damp

Be patient! You may not see your acorn growing until the spring

You can also try this with conkers (Horse Chestnut) or other tree seeds



Made possible with

Heritage
Fund

Grow Some Insect Friendly Plants

Bats in the UK don't feed on plants, however the moths and other insects that the bats eat definitely do need plants to survive!

You can help provide food for bats by growing some insect friendly plants in a pot, tub or in your garden

Try a mix of as many different colours and types of flowers as you can

Look for night-scented plants and flowers like Stocks, Petunias, Honeysuckle, Jasmine or Evening Primrose that will attract moths and other night-flying insects



Pale or white flowers can be better at attracting night-flying insects like moths

Look for simple flowers with one layer of petals. These are easier for insects to feed from

Look for native British wildflowers as well as ornamental garden plants

If you have a garden or lawn, leave an area of it to grow wild and see what grows! Even long grass can be great for attracting insects



Make A Bat Box

Different bat species will need different types and sizes of bat box.

You can find lots of different plans and designs for bat boxes online, some of which are easier to make than others! Try the Bat Conservation Trust or your local Wildlife Trust.

One of the easiest boxes to make is a Kent Bat Box, which is suitable for most common species such as pipistrelles

Whichever box you choose to build, it should be made of rough, textured wood that the bats can cling to and climb up.

It SHOULD NOT be treated with any chemicals, and be unpainted, especially inside or on the bat access ladder. If you want to paint or decorate your bat box, only paint the outside of the box and look for water based, pet friendly paints.

Place your box somewhere dry, sheltered and ideally with a nice open space in front of it so bats can safely fly in

DO NOT open your box once it is in place. You can find out if it is being used by watching at dusk, using a bat detector or checking the ground beneath the box for fresh droppings



Made possible with

Heritage
Fund

Make a Bat or Church Poster

A poster or notice is a great way to tell people more about your local bats, or your local church. You could make a poster for your church, telling visitors about the bats or about the history of the church itself.

THINK ABOUT INCLUDING

- What species of bat are in the church
- How many bats are in the church
- Your favourite facts about bats
- Lots of photos or drawings of bats
- Why bats might damage the church, or why parts of the church may be covered to protect them from bats

- How old the church is
- A plan or map of the church
- Interesting things to see in the church
- Your favourite facts about the church
- Photos or drawings of the church
- How the church looks after its bats
- Any events happening at the church

HERE ARE SOME EXAMPLES. YOU CAN DESIGN YOUR OWN POSTER IN ANY WAY YOU LIKE



Vital Statistics

- Body Length** 4cm-5cm
- Wingspan** 25cm-30cm
- Weight** 6g-12g
- Colour** Light brown, paler underneath, distinctive long ears
- Echo Location** 25-50kHz, very quiet clicks

Habitat

Roosts in small, quiet colonies in houses, buildings and trees

Eats

Mostly moths, but also flies, beetles and grasshoppers, feeds in orchards, parks and gardens

Did You Know?

Brown Long-eared Bats catch their prey directly from vegetation, and will sometimes land on the ground to pick up beetles

This means they're at risk of being caught by cats or other predators

[@batsinchurches](https://twitter.com/batsinchurches) [batsinchurches](https://www.facebook.com/batsinchurches) [batsinchurches.org.uk](https://www.batsinchurches.org.uk)




Stained Glass In Churches

STAINED GLASS WINDOWS are found in lots of churches.

They are made from pieces of coloured glass cut into shapes and fixed with lead, plain glass with the picture or design painted on, or a mixture of both.

Here are some examples of stained glass windows.



Some stained glass has pictures of animals and wildlife, including bats!



A BAT IN STAINED GLASS AT ST PETER'S CHURCH, NETHERSEAL, DERBYSHIRE. CAN YOU WORK OUT WHAT SPECIES OF BAT THIS IS?

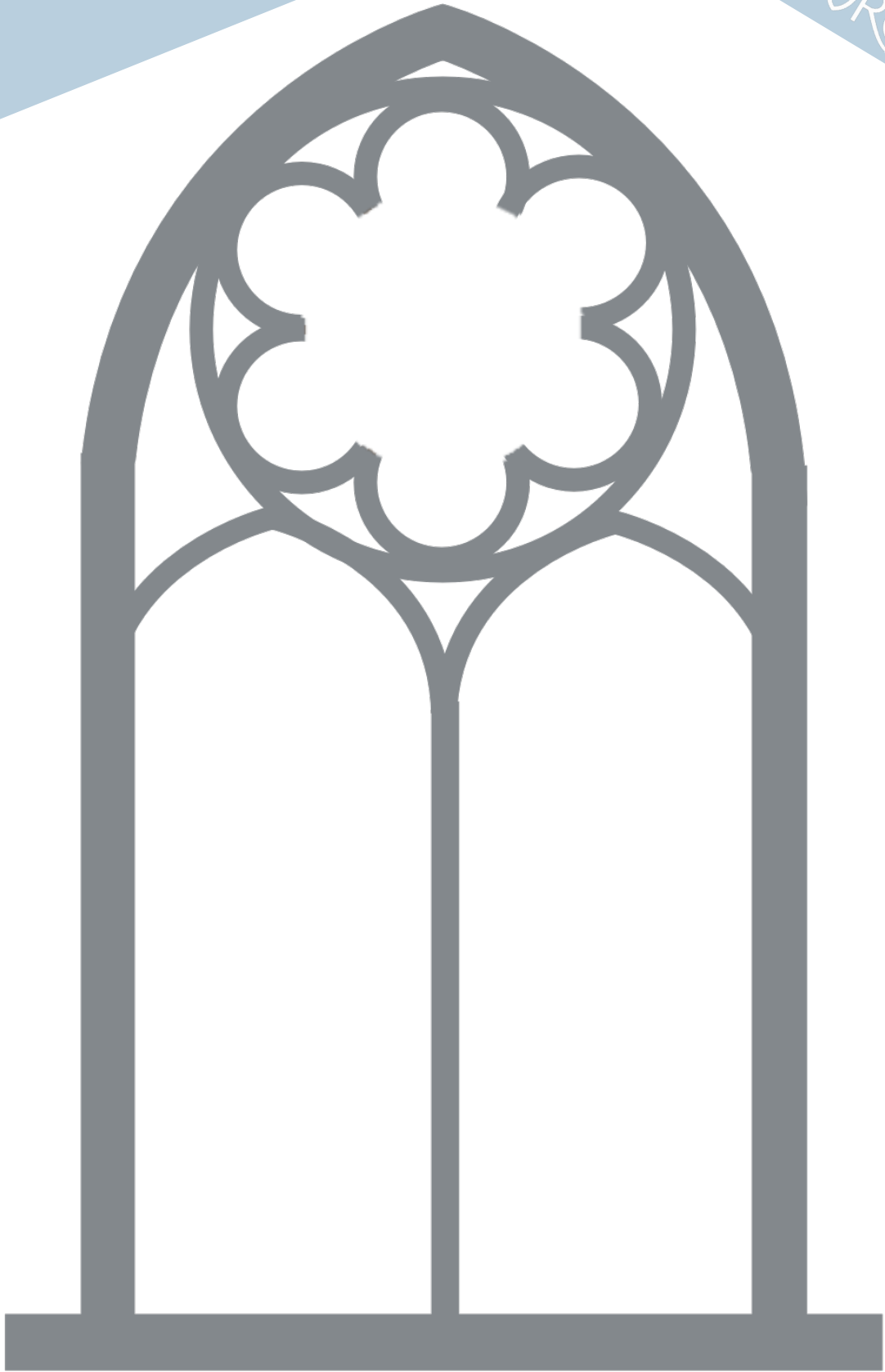
THE MILLENNIUM WINDOW AT ST PETER, GUESTWICK, NORFOLK SHOWING LOCAL WILDLIFE.

HOW MANY DIFFERENT PLANTS
AND ANIMALS CAN
YOU SEE?



PLAY & CREATE

BATS
IN
CHURCHES



DESIGN A STAINED
GLASS WINDOW




Made possible with

Heritage
Fund

PLAY & CREATE

BATS
IN
CHURCHES



DESIGN A STAINED
GLASS WINDOW



Made possible with

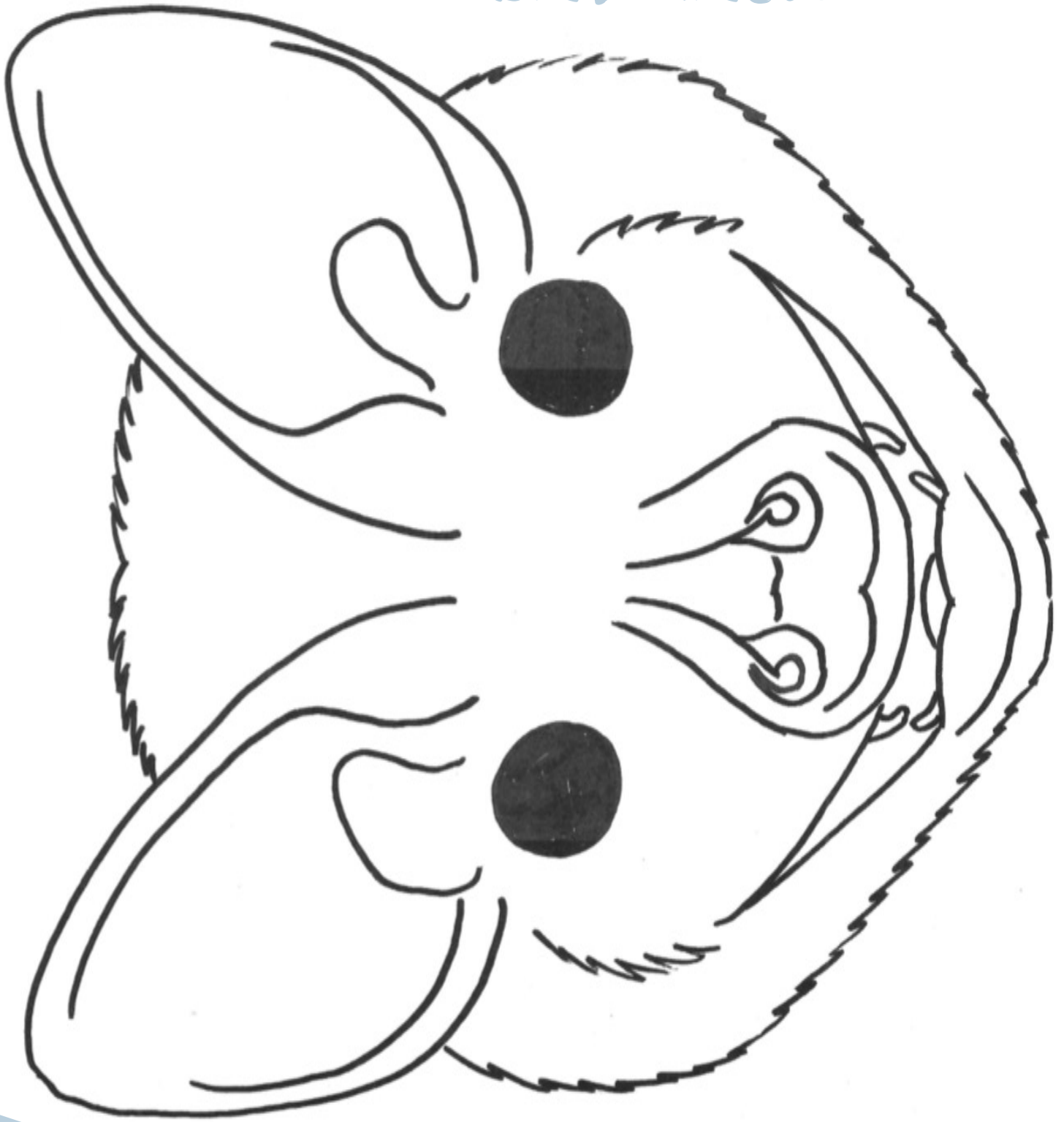
Heritage
Fund

PLAY & CREATE

BATS
IN
CHURCHES

PIPISTRELLE

BAT MASK



Made possible with


Heritage
Fund

PLAY & CREATE

BATS
IN
CHURCHES

LONG EARED

BAT MASK



Made possible with


Heritage
Fund

PLAY & CREATE

BATS
IN
CHURCHES

HORSESHOE

BAT MASK



Made possible with

Heritage
Fund